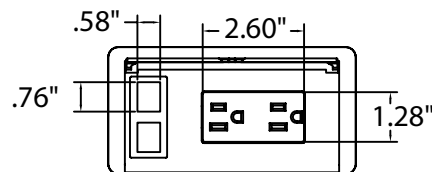
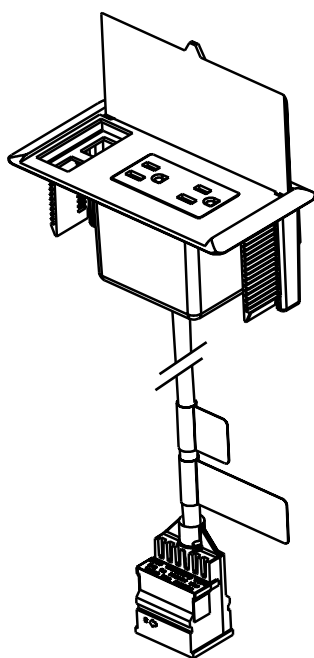
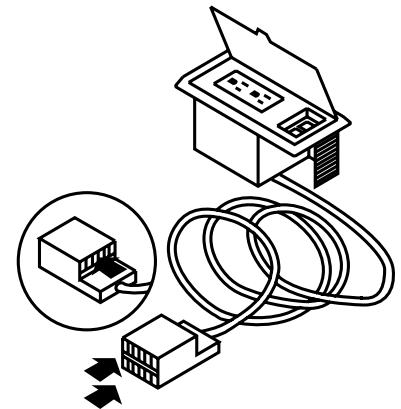


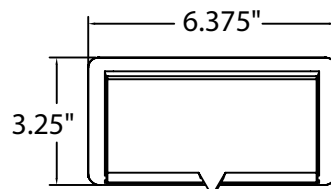
Technical information

Built-in surface outlet : EC option (Genius price list)

- Overall dimensions of the outlet: 6 3/8" x 3 1/4" x 2 13/16" high.
- Surface cut-out: 5 15/16" x 2 23/32" (151mm x 69mm).
- 1 circuit, with "male/female" connection".
- End plug is comprised of three "female" connections.
- Requires AC-ECFK power supply module (max 8 outlet modules).
- Two electrical outlets.
- 6ft electrical cord.
- Two punch-outs for communication outlets (communication outlets and wires are not included).
- Retractable door.
- Installs on a surface, maximum thickness of 1 15/16".
- Electrical component(s) certified to electrical standards applicable in the United States and Canada.
- Black finish.



Retractable door
Open



Retractable door
Closed