

Project name :

Dealer :

Telephone :

E-mail :

Contact :

Artopex Rep. :

Date required :

Please take the time to complete our CAD form accurately giving you priority over the other projects received with incomplete information.

Should you require assistance, please feel free to contact our CAD team.

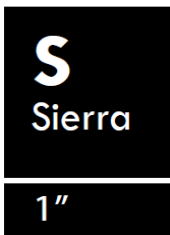
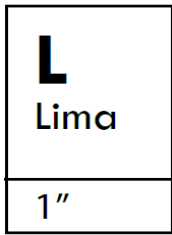


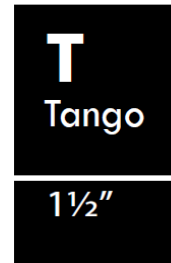
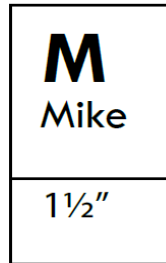
GENERAL REMINDER

- ☐ If a Giza or AutoCAD file is available, please include it with your request.
- ☐ Do not forget to include your drawings / typicals with your request.
- ☐ Any specials required ? If yes, please indicate where on your drawing, with details.

GENERAL OPTIONS

SURFACE THICKNESS & FINISH


☐ 1" Thick T.F.L.

☐ 1" Thick H.P.L.

☐ 1.5" Thick T.F.L.

☐ 1.5" Thick H.P.L.

LOCK OPTIONS


☐ NOKI Lock

☐ Standard Lock with Key

END GABLE OPTIONS

Full Laminate



Combined
Metal - Laminate



Perforated Metal

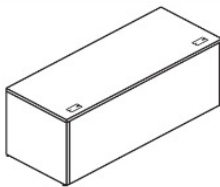


Open Metal



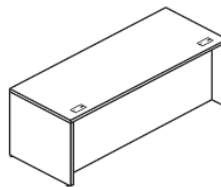
MODESTY OPTIONS

Full Modesty



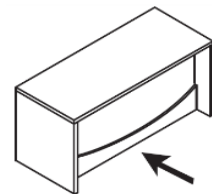
Recessed Modesty

not Available with Metal End Gables

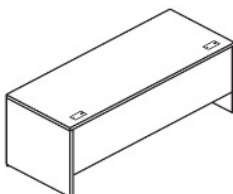


Recessed Modesty with Skirt

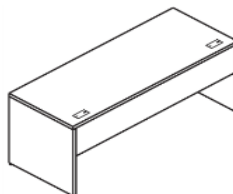
not Available with Metal End Gables



U18 Modesty



U9 Modesty

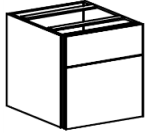


If you select more than one option, please indicate on your drawing(s) where each option of modesty should be in the layout(s).

PEDESTALS

LAMINATE - SUSPENDED

BF



- ☐ no pulls
☐ with pulls

F



- ☐ no pull
☐ with pull

BB



- ☐ no pulls
☐ with pulls

BBB



- ☐ no pulls
☐ with pulls

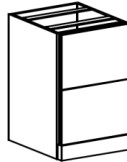
LAMINATE - FREESTANDING

BBF



- ☐ no pulls
☐ with pulls

FF



- ☐ no pulls
☐ with pulls

BBBB



- ☐ no pulls
☐ with pulls

BB + Recycle



- ☐ no pulls
☐ with pulls

F + Recycle




- ☐ no pulls
☐ with pulls

METAL - FREESTANDING

45 Series - BBF



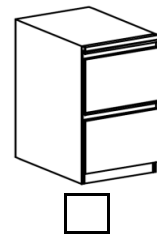
45 Series - FF



47 Series - BBF



47 Series - FF



LAMINATE - MOBILE

BBF



- ☐ no pulls
☐ with pulls

FF



- ☐ no pulls
☐ with pulls

BF




- ☐ no pulls
☐ with pulls

METAL - MOBILE

45 Series - BBF




45 Series - FF




45 Series - BF



47 Series - BBF



47 Series - FF



47 Series - BF



CUSHION FOR MOBILE BF PEDESTAL

GRADE "COM"



GRADE 1



GRADE 2



GRADE 3



GRADE 4



GRADE 5



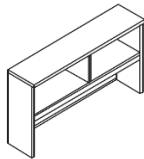
LEATHER



HUTCHES

LEGS & HEIGHT OPTIONS

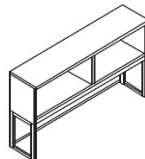
Standard Legs



☐ 37" High

☐ 43" High

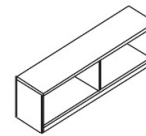
Open Metal Legs



☐ 37" High

☐ 43" High

Wall-Mounted



☐ 37" High

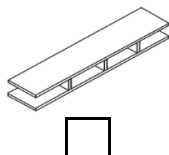
☐ 43" High

TYPE OF DOORS

Type of doors Door Options	Open	Hinged Doors	Half-Open Hinged Doors	Flipper Standard Doors	Flipper Easy-Down Doors	Flipper Pivot-Lift Doors
Open	<input type="checkbox"/>	<input checked="" type="checkbox"/>	<input checked="" type="checkbox"/>	<input checked="" type="checkbox"/>	<input checked="" type="checkbox"/>	<input checked="" type="checkbox"/>
Laminate	<input checked="" type="checkbox"/>	<input type="checkbox"/>	<input type="checkbox"/>	<input type="checkbox"/>	<input type="checkbox"/>	<input type="checkbox"/>
Contemporary Laminate	<input checked="" type="checkbox"/>	<input type="checkbox"/>	<input type="checkbox"/>	<input type="checkbox"/>	<input type="checkbox"/>	<input type="checkbox"/>
Contemporary High-Gloss White	<input checked="" type="checkbox"/>	<input type="checkbox"/>	<input type="checkbox"/>	<input checked="" type="checkbox"/>	<input checked="" type="checkbox"/>	<input type="checkbox"/>
Contemporary Frosted Acrylic	<input checked="" type="checkbox"/>	<input type="checkbox"/>	<input type="checkbox"/>	<input checked="" type="checkbox"/>	<input checked="" type="checkbox"/>	<input type="checkbox"/>
Traditional Frosted Acrylic	<input checked="" type="checkbox"/>	<input type="checkbox"/>	<input type="checkbox"/>	<input checked="" type="checkbox"/>	<input checked="" type="checkbox"/>	<input type="checkbox"/>

OPTIONS FOR HUTCHES

Horizontal Pigeon-hole



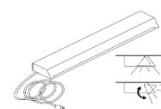
Lock(s) on door(s)

****not offered on each door type****

☐ YES

☐ NO

Tasklight



☐ Fluorescent

☐ LED

TACKBOARD

GRADE "COM"

☐

GRADE 1

☐

GRADE 2

☐

GRADE 3

☐

GRADE 4

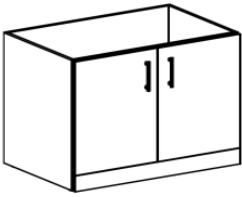
☐

GRADE 5

☐

UNDER-SURFACE STORAGES

2-door Storage



2-drawer Lateral File



Lateral File Combo



BBF + Door Combo



Door + BBF Combo



CREDENZAS

PLEASE INDICATE THE PRODUCT CODES OF THE CREDENZAS DESIRED

OPTIONAL GROMMETS OPTION

☐ Grommets options **(when applicable)**

STORAGE UNITS

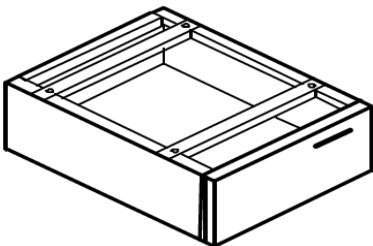
PLEASE INDICATE THE PRODUCT CODES OF THE STORAGE UNITS DESIRED

OPTIONAL COUNTER-WEIGHT OPTION

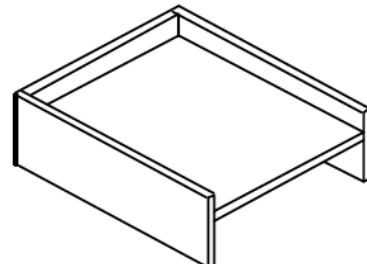
☐ Counter-Weight option **(when applicable)**

LAYERING STORAGE

Stationary Drawer



Pigeon-Hole

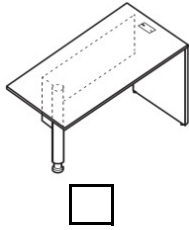


CONVERGENT TABLE BASES

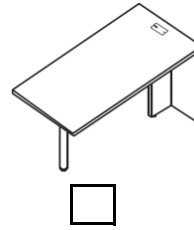
IMPORTANT NOTE

PLEASE REFER TO THE PRICE LIST TO SEE WHICH BASES ARE AVAILABLE FOR THE DIFFERENT TYPE OF SURFACE SHAPES

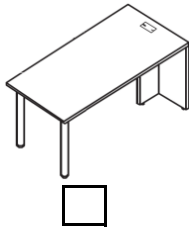
4" Round Metal Post



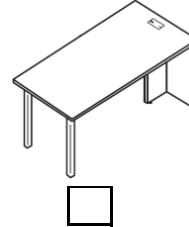
2½" Round Tubular Metal Leg



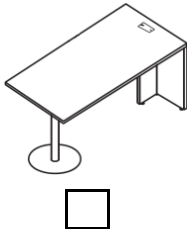
Pair of 2½" Round Tubular Metal Leg



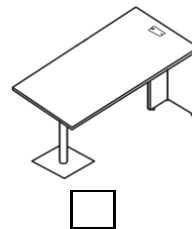
Pair of 2½" Square Tubular Metal Leg



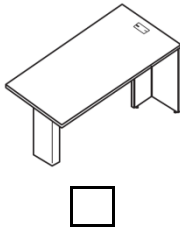
4" Round Tubular Metal Leg with Round Base Plate



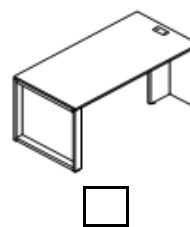
4" Round Tubular Metal Leg with Square Base Plate




Monolithic Laminate Base




"O" Metal Leg




Pair of Angled Wood Legs



Pair of Angled Metal Legs

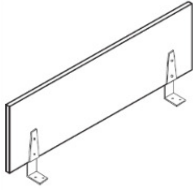


Pair of Folded Metal Legs



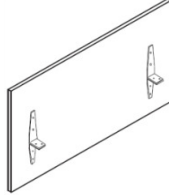
PRIVACY

Screen



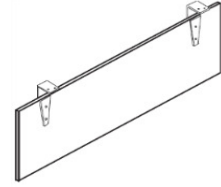
- ☐ Laminate
☐ Acrylic

Double-Height Screen



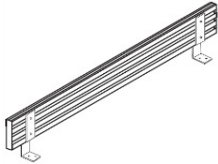
- ☐ Laminate
☐ Acrylic

Modesty

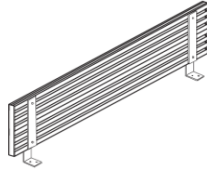


- ☐ Laminate
☐ Acrylic

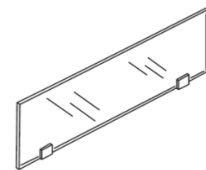
Single Accessory Bar



Double Accessory Bar

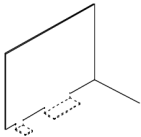


Frosted Acrylic Divider

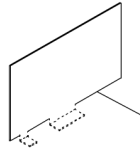


Lateral Metal Panel

Flush

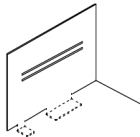


with 6" overhang

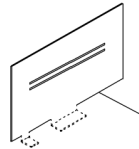


Lateral Metal Panel with Grooves

Flush

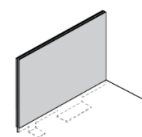


with 6" overhang



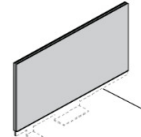
Lateral Fabric Panel **(Non-Tackable)**

Flush



Select Grade

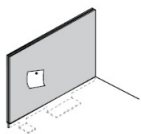
with 6" overhang



Select Grade

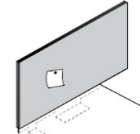
Lateral Tackboard Panel

Flush



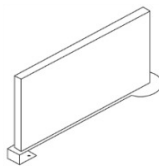
Select Grade

with 6" overhang

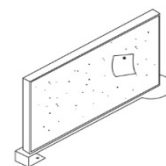


Select Grade

Lateral Laminate Panel

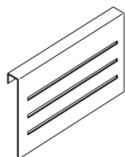


Lateral Marmoleum Tackboard Panel

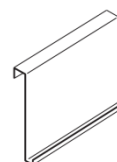


ACCESSORIES FOR PRIVACY PANELS

Metal Accessory Panel



Magnetic Metal Marker Board (High Gloss White)



ADDITIONAL TACKBOARD FOR **LAMINATE** PRIVACY PANELS

GRADE "COM"



GRADE 1



GRADE 2



GRADE 3



GRADE 4

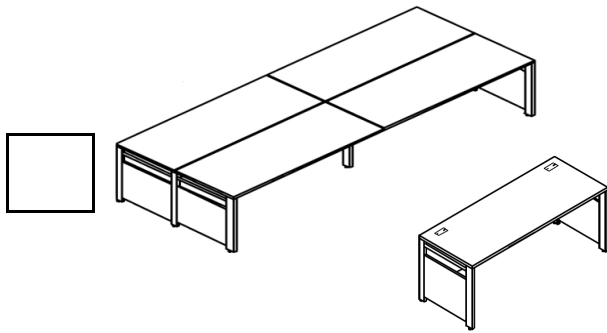


GRADE 5



TYPE OF BENCHING

CLOSED



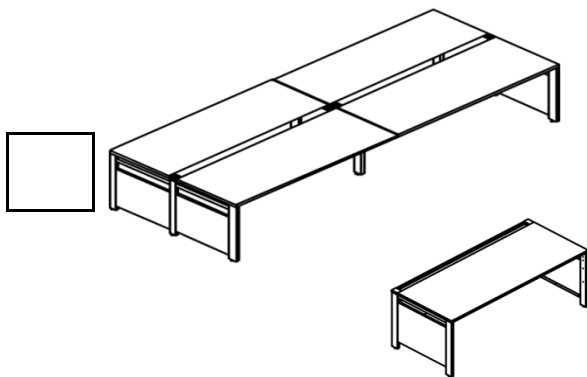
OPTIONAL GROMMET(S)

No Grommet(s) ☐ on Left ☐ on Center ☐ on Right ☐

OPTIONAL MULTI-OUTLETS MODULES

No Modules ☐ EC module Center ☐ UC module Center ☐

OPEN



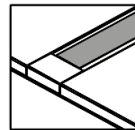
OPTIONAL MULTI-OUTLETS MODULES

No Modules ☐ EC module Center ☐ UC module Center ☐

CABLE POLE(S) *please show each pole location on your 2D*

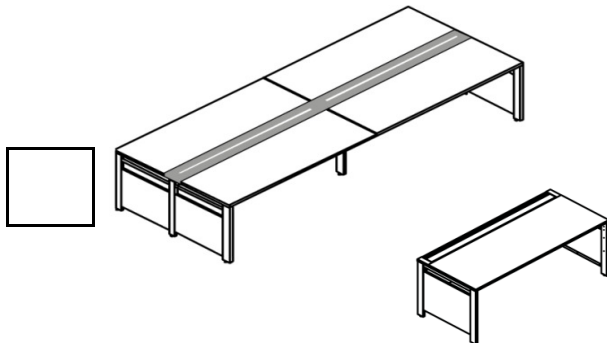
No Pole(s) ☐ 144" high ☐ 96" high ☐

OPTIONAL REMOVABLE CENTER CAP



YES ☐ NO ☐

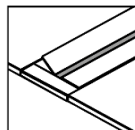
WITH DOORS



CABLE POLE(S) *please show each pole location on your 2D*

No Pole(s) ☐ 144" high ☐ 96" high ☐

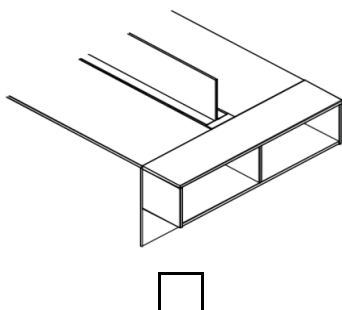
OPTIONAL REMOVABLE CENTER CAP



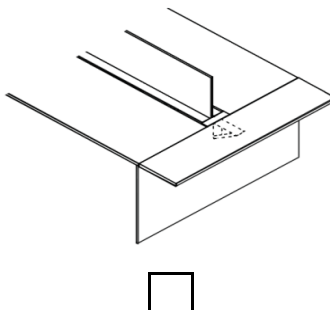
YES ☐ NO ☐

BENCHING EXTENSIONS

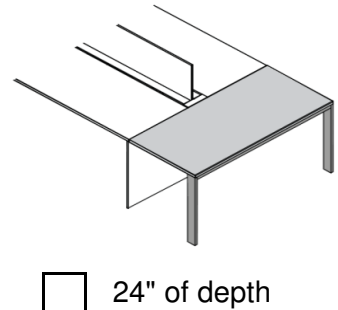
Open Storage Extension



Surface Extension



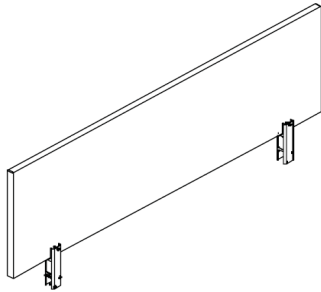
Collaborative Surface Extension



☐ 24" of depth
☐ 30" of depth

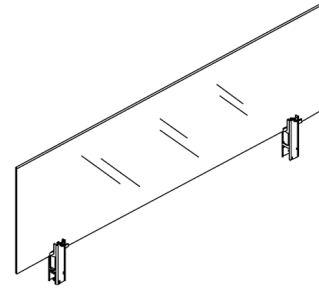
PRIVACY SCREENS + ACCESSORY BARS FOR OPEN & BENCHING WITH DOORS

Laminate Screen



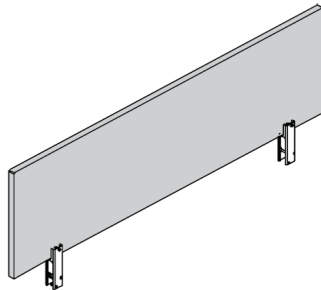
- ☐ Laminate
- ☐ High-Gloss White Board

Glass Screen



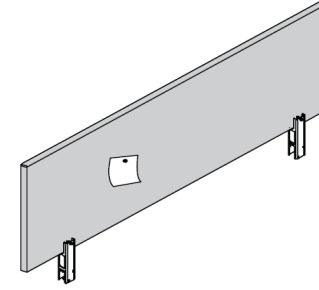
- ☐ Clear Glass
- ☐ Frosted Glass

Fabric Screen **(Non-Tackable)**



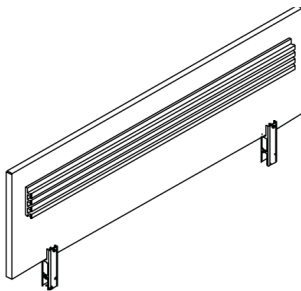
- ☐ Select Grade

Tackboard Screen



- ☐ Select Grade

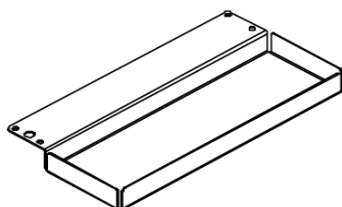
Accessory Bar



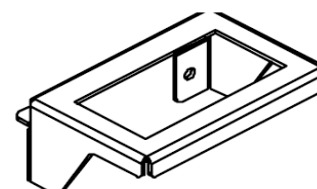
***Those bars can also be wall-mounted, or installed on the other laminate privacy screens from Take-Off.**

BENCHING ACCESSORIES

OFFICE SUPPLY TRAY
FOR OPEN & BENCHING WITH DOORS



OUTLET SUPPORT

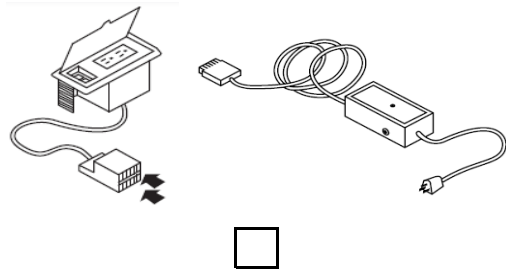


OPTIONAL POWER MODULE ON SURFACES

UC Module (conventional wall connection)



EC Module (1-circuit daisy chain connection)



4-CIRCUIT POWER

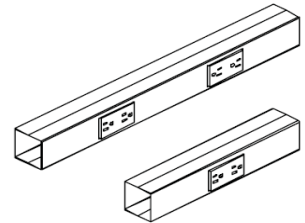
GENERAL REQUIREMENTS

☐ Base/Wall Feed

☐ 1 Duplex per station

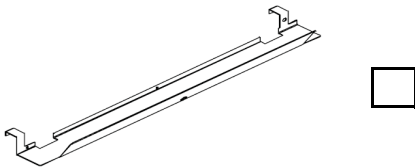
☐ Ceiling Feed

☐ 2 Duplexes per station

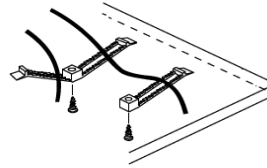


OPTIONAL WIRE MANAGEMENT

Metal Cabling Tray



Cable Fasteners



☐ Single

☐ Double

***** For any other type of additional power modules or complements for electrical components, please refer to our Accessories Price List *****

OTHER / NOTES / DRAWINGS