

Workspace adaptive transformations

A PLANNING GUIDE FOR THE RETURN OF YOUR TEAMS

artopex®

What to do now?

Surfaces and finishes

Provide employees with cleaning & disinfection stations.
Use laminate finishes that have smooth surface (non porous) for work surfaces;
Opt for a finish like Fenix which incorporates nanotechnology;
Choose acrylic or laminate panels;
Choose easily cleanable fabrics such as vinyl and silicone.

Design

Leave 6 feet between each employees by moving workstations or by confining workstations;
Remove chairs from conference rooms and cafeterias to maintain required social distance;
Increase the length of the work surfaces to 72 inches;
Consider 120 degree workstations;
Integrate pavilions to separate the space;
Add dividing panels, privacy screens or storage high enough to divide the space and protect the employees (minimum 50 inches when seated and 72 inches while standing).

Storage

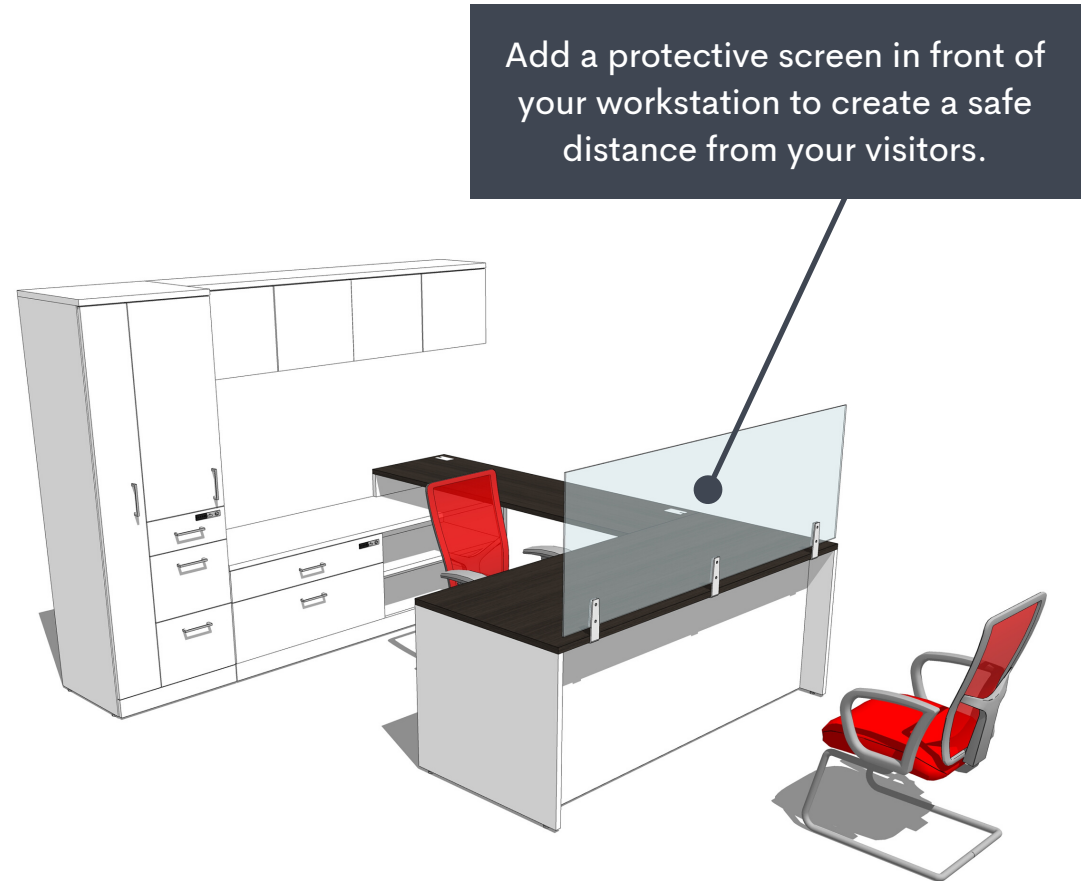
Assign personal storage for each employee;
Go for "paper less" workspaces;
Arrange the stations to prevent objects from being placed on the ground.

Private office

Current workstation



Reconfigured and safe workstation



Collections
Take Off and worksurface protective screens

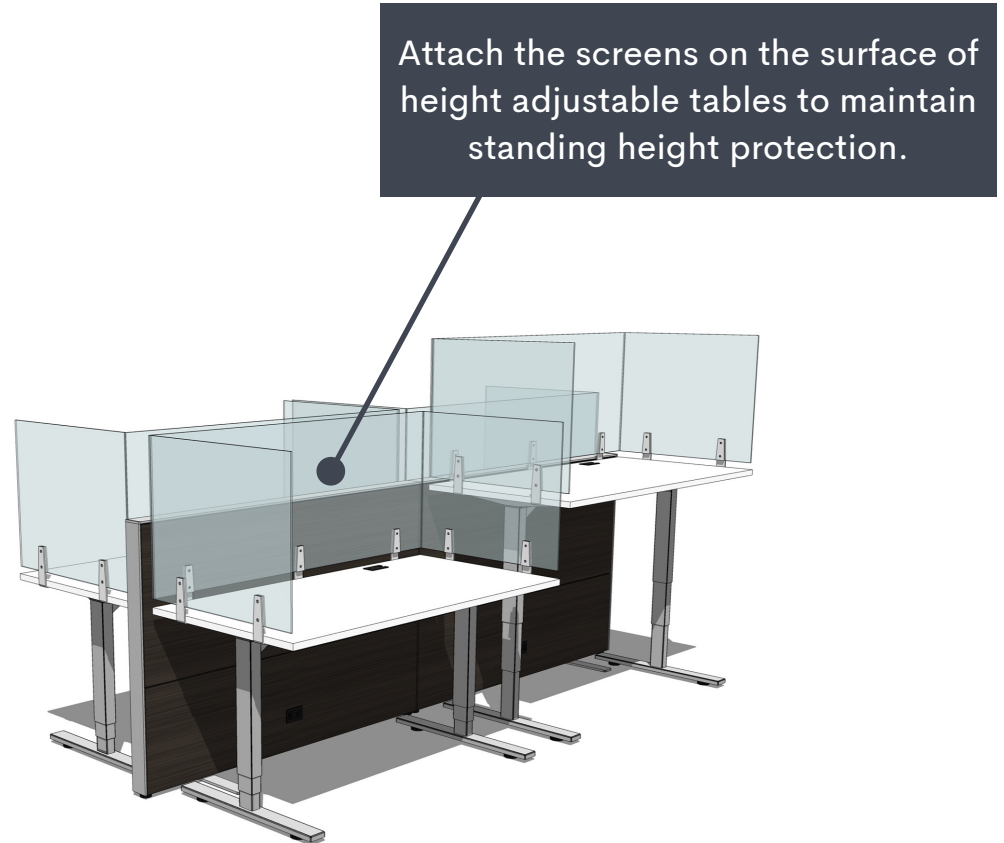
artopex®

Open space workstations with adjustable tables

Current workstation



Reconfigured and safe workstation



Collections

Adjustable tables and worksurface protective screens

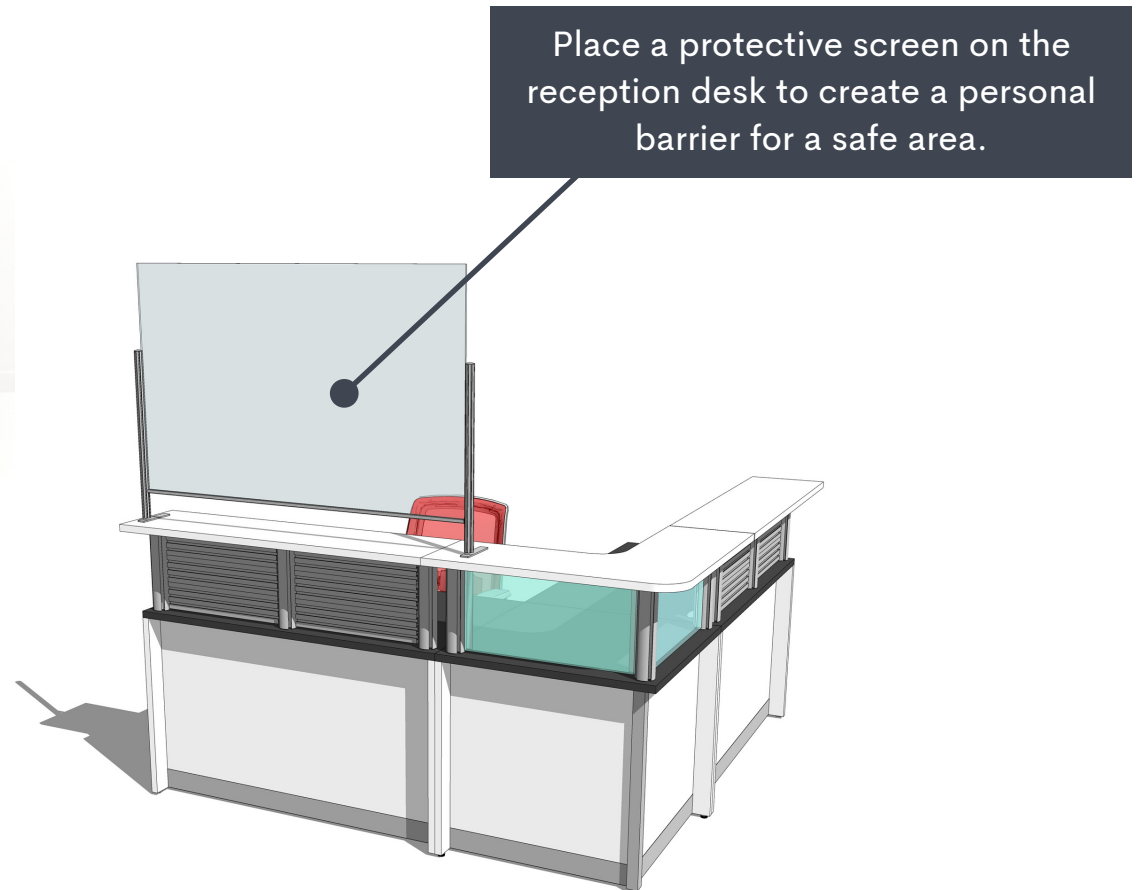
artopex®

Open space workstations with adjustable tables

Current workstation



Reconfigured and safe workstation



Collections

Receptions and worksurface freestanding & universal protective screen

artopex®

Open space workstations with adjustable tables



Desativate adjustable tables to keep the panels at the required 50" height when seated.

Add freestanding or fixed protective screens on work surfaces to divide spaces and create safety.

Cleanable textile.

Air Line Collection

artopex®

Open space workstations with adjustable tables



Uni-T & Take Off Collection

artopex®

Open space workstations with benching



Take Off Collection

artopex®

Open space workstations with adjustable height tables

Change for 78" wide lateral laminate panels or add a 12" acrylic over-panel.

Change the tile finish for a laminate or acrylic finish (if no duplex outlet).



Axel Collection

artopex®

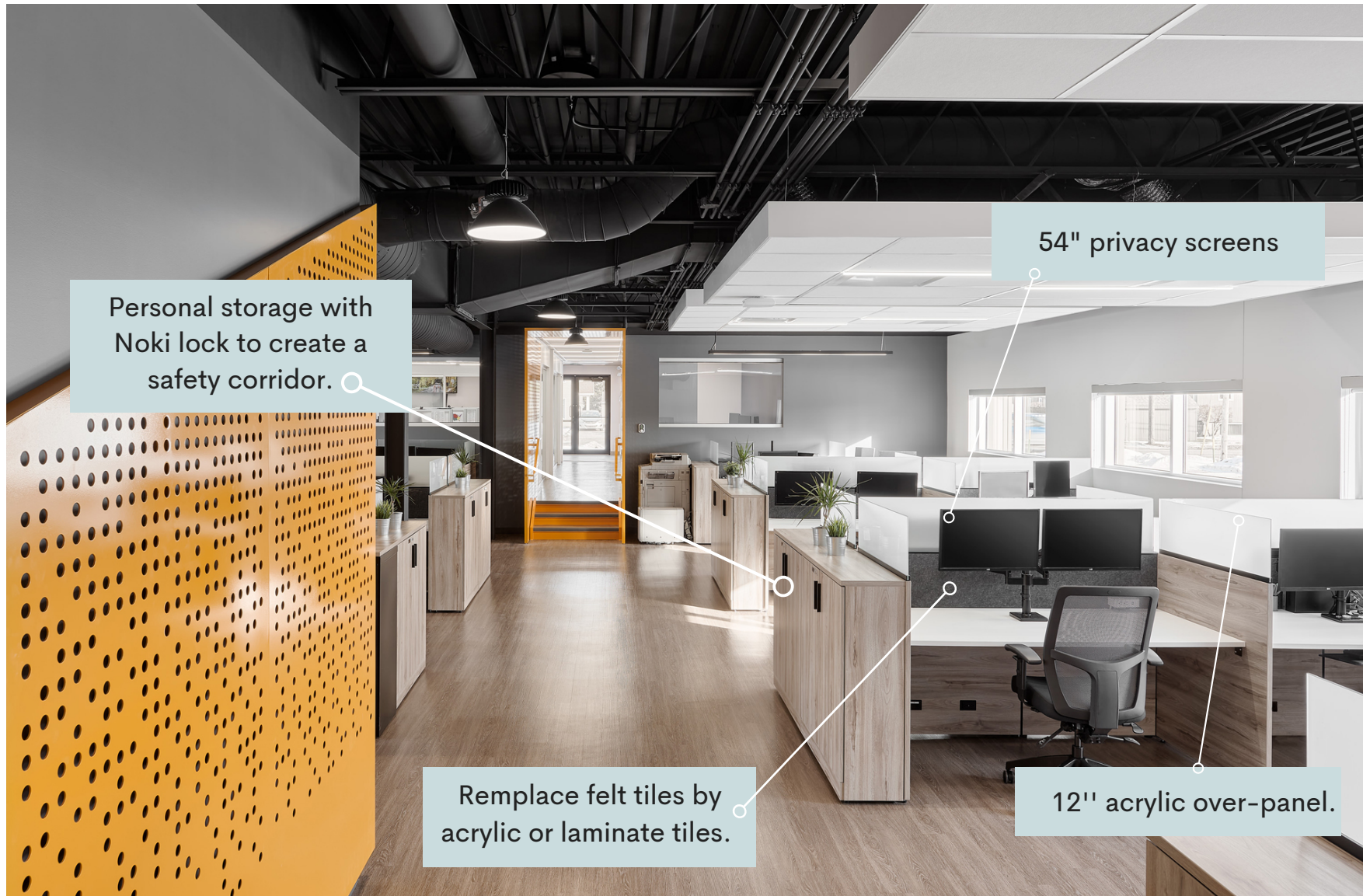
120 Degree Workstations



Air Line Collection
(also available in Take Off et Axel Collections)

artopex®

Open space workstations



Axel et Take Off (storage)

artopex®

Pavilions

Integrate pavilions with laminate or acrylic tiles to create zones.

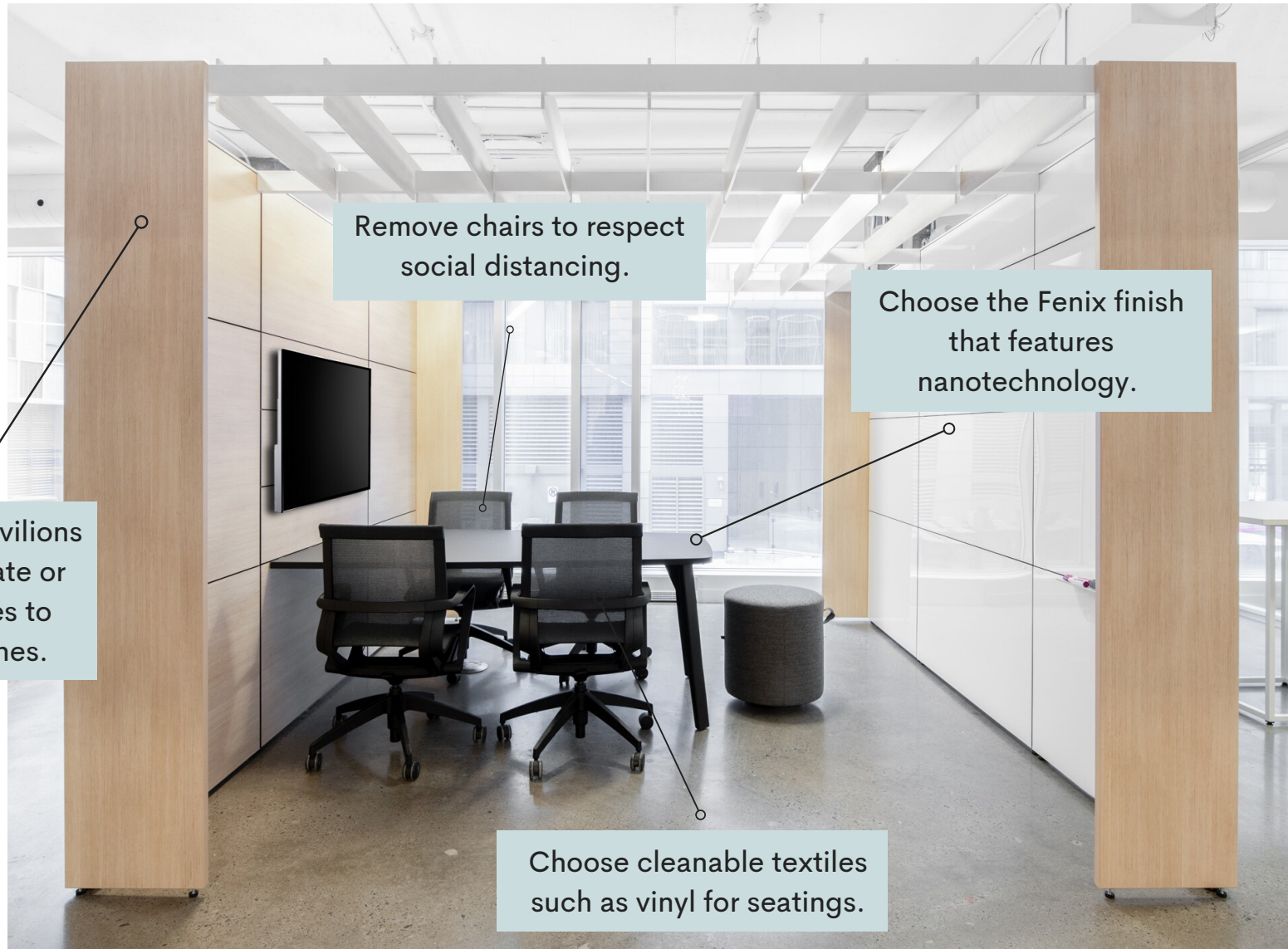
Increase panel height to 54".

Add laminate lateral panels.

Choose cleanable textiles such as vinyl for seatings.


artopex®

Pavilion



artopex®

Reception desk



Flexible and agile furniture for collaborative areas



Log adjustable stool
Easy to clean



Element active seating
Selection of easy to clean fabrics



Frill chairs
Easy to clean

artopex®

Flexible and agile furniture for collaborative areas



Height adjustable meeting tables on casters or glides




Genius training table on casters

artopex®

Find us:

 facebook.com/Artopex/

 instagram.com/artopex/

 linkedin.com/company/artopex

 youtube.com/channel

[Find a dealer](#)